







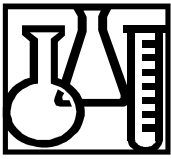
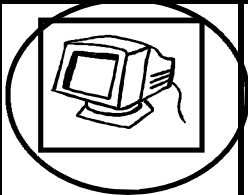















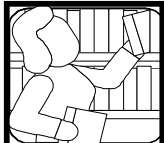

Daily Activities Sheet

Make a sheet with the major activities on the student's weekly timetable. Use a symbol system, clip art or digital photos. The student circles or puts a mark on the activities he did on the given day. He reviews his day with the teacher and uses the sheet to tell his parents about his day at school.

Name: *Billy*

Date: *4.2.04*

What I did at school today

 reading	 writing	 calculator	 maths	 social studies
 art	 science	 computer	 story	 news
 music	 drama	 workshop	 video	 sport
 swimming	 cooking	 bike riding	 horse riding	 gardening
 bus	 shopping	 train	 library	 assembly