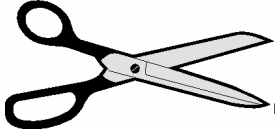






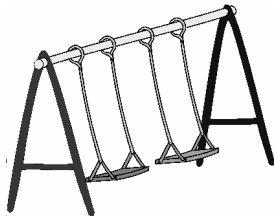


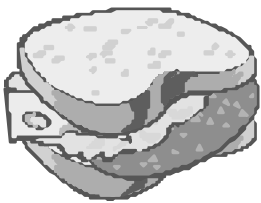



Name \_\_\_\_\_ Date \_\_\_\_\_

Circle  the pictures that begin with the sound **s**.

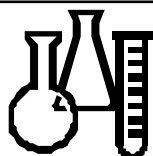
**1 2 3** **Colour:** Saffron, scarlet, silver.

**Measurement:** Scales, size, small, smaller, smallest, speed.

**Number:** Score, second, seven, seventeen, seventh, seventy, single, six, sixteen, sixth, sixty, subtract, sum.

**Shapes and Space:** South, sphere, square, star, straight, symmetry.

**Time:** Saturday, seasons, second, September, soon, spring, summer, Sunday.



**Animals:** Scallop, scorpion, seagull, seal, seal lion, sea urchin, serpent, skink, skunk, slug, snakes, snail, sow, spider, squid, squirrel, stag, stag beetle, starfish, swan.

**Energy:** Solar, steam.

**Materials: Sand and Soil Sampling** Collect samples from different areas around school; put in piles on table outside and feel, talk about. Put some of each into different pots and water for several days; does anything grow? Put samples in different jars, add water, shake; are there differences?

**Plants:** Sapling, seaweed, seed, stalk, stem, stick. **Sunflowers** Grow from seeds. When the plants are mature, collect the new seeds, dry them and eat.

**Space:** Saturn, sky, stars, Sun, sunrise, sunset.

**Weather:** Snow, storm, sunny.



**Celebrations:** St Patrick's Day.

**Homes:** Seat, sewing machine, sofa, stove, swimming pool.

**People:** Sailor, secretary, singer, sister, soldier, son, student, surgeon.

**Places:** School, sea, Snowy Mountains, South America, South Australia, station, store, street, suburb, Sydney, surf.

**Transport:** Sailboat, skis, steam engine, steamboat, subway, surf ski.



**Enterprise:** Make a straw scarecrow, build a sand castle, sew.

**Stilts** 2 identical large cans, with lids removed and bases intact.

Punch 2 holes with a hammer and nail in opposite sides of can at the base. Thread each end of the rope into one of the holes. Knot on the inside of the can at each end. Decorate the cans with sticky labels.

**Equipment:** Sandpaper, saw, scissors, Styrofoam.



Make a strawberry sundae or soda with a scoop. Cook sausages in an electric frypan to hear the sizzling noise as the sausages cook.

**Square Self-Select Sandwiches** Cut bread with a square cutter.

Provide bowls of butter, hundreds and thousands, sultanas, sliced bananas, peanut butter, honey, vegemite, etc. Let the students spread and sprinkle to make their own creations.